


CW online lernen - CWA



CW online lernen - CWA



- Kurzvorstellung Advisors
- Kurse
- Anmeldung
- Voraussetzungen
- Wie läuft ein Kurs
- Weitere Vorgehensweise

Kurzvorstellung



➤ DL8TG

- Lizenz seit 1966
- Schwerpunkte CW, QRP, Conteste



➤ DM6EE

- Lizenz seit 1981
- Schwerpunkte CW, QRP, Conteste



Kurzvorstellung Advisor



➤ HB9GVC, Thomas

- Lizenz seit 2017
- Schwerpunkte Betrieb auf 80m bis QO100,
Selbstbau (Antennen,
Geräte, etc),
SOTA



Kurzvorstellung Advisor




Advisor-Team

- DK1WB, Hans
 - Lizenz seit 1967
 - Schwerpunkte DX, CW, Notfunk



- DL7UGN, Mike
 - Lizenz seit 1985
 - Schwerpunkte CW, Conteste, Klartext-CW-QSOs



Kurse



➤ Beginner

- Keine CW Kenntnisse
- Alle Buchstaben, Zahlen, manche Sonderzeichen, Abkürzungen, kurze Wörter erlernen
- Geben und Hören mit 6 WPM plus erlernen
- Zeichen in 25 WPM mit sehr großem Abstand
- Basis-QSO Ablauf in CW
- link: <https://cwops.org/cw-academy/cw-academy-options/>

Kurse



➤ Fundamental

- CW Kenntnisse aus Beginner
 - Gehörlesen
 - Festigung Geschwindigkeit auf 10 WPM plus
 - Verbessern der On-Air QSO Fähigkeiten
 - Einführung Contest-QSO Fähigkeiten
 - Verbessern der Gebefähigkeiten
-
- link: <https://cwops.org/cw-academy/cw-academy-options/>

Kurse



➤ Intermediate/Advanced

- Bieten wir derzeit nicht an, weil nicht genügend Berater vorhanden sind.
- Option: in Englisch mitmachen
- link: <https://cwops.org/cw-academy/cw-academy-options/>

Anmeldung



- Die Anmeldung erfolgt durch den Teilnehmer hier:

<https://cwa.cwops.org/cwa-student-portal-information/>

Student Portal Information

The CW Academy Student Portal is where students can sign up for classes and manage their student information. Capabilities available on the Student Portal include:

- Sign Up for a Class

- Check Student Status

- Update Signup Information

- Take a Morse Code Practice Assessment

- Along with other actions during the semester

Click Setup Username and Password if you are a new student.

CW Academy requires a username and password to access the Student Portal.

Anmeldung



➤ Link zur Registrierung:
<https://cwa.cwops.org/register>

➤ CW Academy

INSTRUCTIONS!

Your Username **MUST** be your Amateur Radio Callsign **OR** if you do not have a callsign, please use your last name as your Username

- **DO NOT** use an email address or some combination of your name! This is necessary to allow the system to properly link your information in the CW Academy database with your username
- Be certain to select the appropriate role: either a **Student** or an **Advisor**
- You will receive an email with a link to verify your username and password which will then allow you to log into the website
- At that time you must sign up for a class. **Creating a username and password DOES NOT sign you up for a class!** If you do not sign up within the next seven days your username will be deleted

Username *

First name

Last name

Email *

Password *

Select Role *

Student

Select your user role

Register

CW ACADEMY

Guiding Better CW Operators

CWA - POST REGISTRATION

Registration complete. We have sent you an email with a verification link.

New User Registration

You have entered your user information. An email has been sent to your email address with a verification link. You must click on that link in order to complete your registration.

The email also has your username and password. CW Academy suggests that you keep this email for future reference.

Welcome to CW Academy!

Welcome to CW Academy

Hello L G DN6EEE, and welcome to CW Academy. We're thrilled to have you on board.

Please verify your registration: https://cwa.cwops.org/register/?user_id=1254&verification_key=884ce4bb65d328ecb03c598409e2b16866056f127dd28

For reference, here's your login information:

Username: DN6EEE

Login page: <https://cwa.cwops.org/log-in/>

Anmeldung



CW ACADEMY

Guiding Better CW Operators

LOG IN

If you get a message below that you are already logged in, click [HERE](#) to access your portal.

Thank you for verifying your account. You can now login.

Username *

Password *

Remember me

Login

Don't have an account? [Signup Now »](#)

[Lost your password?](#)

CW ACADEMY

Guiding Better CW Operators

CWA - STUDENT REGISTRATION


Student Registration V11

Welcome to the CW Academy where our mission is to increase the number of competent CW operators on the amateur radio bands and our goal is to guide you to becoming a better CW operator as you increase your CW skills, speed, and activity!

Sign-up You should now sign up as a student for an upcoming semester Sign-Up	Check SignupStatus You have already signed up and want to check the status of your registration Check Status	Practice Assessment If you want to take a practice Morse Code Proficiency Assessment, click the 'Practice Assessment' button below. You are allowed to take a practice Morse Code Proficiency Assessment twice in a 45-day period. Practice Assessment
---	---	---

V11. Prepared at 2024-03-28 13:26:33

Report pass 1 took 0.0009 seconds to run



PROGRAM LIST

Student Portal for DN6EEE

Reminders and Actions Requested 28-Mar-24 @ 13:25 UTC

Date Created

IMPORTANT! You have obtained a username and password. You must next sign up for a class. If you do not sign up, your username will be deleted.

Student Programs

[Student Sign up](#)

Use this program to sign up for a CW Academy Class or to modify your signup details.

[Check Student Status](#)

The program displays the current status of your CW Academy class request.

[Display Recent Reminders](#) Displays recent reminders starting with the most recent reminder. Displays 25 at a time

[Student Resources](#)

Use this link to access the curriculum and various practice files. This information is hosted on cwops.org.

Anmeldung



Signup Information

CW Academy offers four levels of classes based upon operator CW proficiency: Beginner, Fundamental, Intermediate or Advanced.

- The Beginner level, as the name implies, is for people who have little or no Morse code knowledge. Choose the Beginner class if that is your situation
- The Fundamental class is for people who have learned the Morse code characters and are capable of sending and receiving CW at about 6 words per minute and wish to increase that capability to about 12 words per minute
- The Intermediate class is for people who are capable of sending and receiving Morse code at a minimum of 10 words per minute and wish to increase that capability to about 20 words per minute
- The Advanced class is for people who are capable of sending and receiving Morse code at a minimum of 20 words per minute and wish to increase that capability to about 30 words per minute

Classes at the CW Academy are free of charge. The advisors and staff are a volunteers who have a passion for CW. Classes are eight weeks long and held in January - February, May - June, and September - October. Classes meet twice a week for about an hour. Between classes the students have daily homework assignments which will take about an hour to complete.

Minimum essentials:

- High speed broadband internet access
- Computing device (desktop, laptop)
- Webcam (camera, microphone) either built-in or USB add-on
- Key paddle (single lever or dual lever. Straight keys or Bugs are not allowed)
- Keyer with sidetone or radio with built-in keyer and sidetone
- Dedication to 60 minutes of daily practice
- Comfortable understanding and speaking the English language unless previous arrangements have been made

Students are limited to one registration at a time in the system. When you have completed a class you may register for a future class.

To get started, please enter your call sign (or your last name if you do not have a call sign) and select the class level you are considering. Note: *call sign may not include a space, hyphen, or a slash.*

Call Sign
(if you do not have a call sign, enter your last name)

Class Level

Beginner
 Fundamental
 Intermediate
 Advanced

Email Address

Important! Make certain that the email address you enter is spelled correctly and is complete. All communication from CW Academy is by email.

Semester

2024 May/Jun
 2024 Sep/Oct
 2025 Jan/Feb

Next

Anmeldung



Herausforderungen:

- Da intensive Betreuung ist die Teilnehmerzahl begrenzt (max. 10 pro Kurs)
- Start im nächsten Semester (September/Oktober) mit Beginner und Fundamental
- Abschluss: Teilnahmeurkunde der CW Akademie
- Einfach erstmal anmelden, Bob Carter informiert uns über die Anmeldungen aus DL und weist sie uns zu!
- Wir suchen zur Unterstützung weitere Trainer (Advisor)

Teilnehmerurkunde



CW Academy Certificate of Completion

Klaus-Dieter Hanschmann – DL8TG

has successfully completed
Fundamental
an 8-week/16-session training program
in Morse Code sending and receiving

R Carter
Bob Carter – WR7Q
CW Academy Advisor



Sep/Oct 2023

Roland K Smith
R Carter
Roland K Smith – K7OJL
Bob Carter – WR7Q
CW Academy Managers

Voraussetzungen



- **Jede Tag durchschnittlich 1 Stunde individuelles Training!!**
- Wir sind mehr Mentor als intensiver „Lehrer“ – Unterstützung bei Problemen, Tools, Fragen!
- Tool: wir haben uns für treff.darc.de entschieden
- Morsegenerator (Morserino, TRX mit Abschlusswiderstand, ...)
- Taste, am besten elektronisch mit Single oder Squeeze
- Ton des Generators muss in die Online-Session (Mikrofon, ...)



Kursablauf



- 2 Online Sessions pro Woche:
Montag/Donnerstag 20 Uhr
ME(S)Z auf treff.darc.de
- CWops Morsetrainer Online
(<https://morsecode.world/international/trainer/trainer.html>)
- Offline (noch nicht getestet):
Download Offline Morsetrainer
(
<https://morsecode.world/international/trainer/morse-trainer-offline.zip>
)
- LCWO online (<https://lcwo.net/>)
- Training mit dem CWops Tool

The screenshot shows the 'International Morse Training' web interface. At the top, there are navigation links: 'CW Generator', 'CWops (EN)', 'CWops (IP)', 'QSO', 'Word List', and 'ICR'. Below this is a registration form with fields for 'Your call sign', 'Your town/city and state abbreviation', 'Your name', 'Your age', 'Your power', and 'Your antenna'. The main content area is divided into three sections: 'Session' (with 'Previous', 'Session', and 'Next' buttons), 'Feedback' (with 'Show text' and 'Flashcard' buttons and a 'Thinking time' slider), and 'Morse Sound Controls' (with sliders for 'Frequency', 'Volume', 'Character speed', 'Farnsworth speed', and 'Segment gap'). The 'Copying' tab is selected, showing a sequence of 't' characters and a control bar with 'Play', 'Pause', 'Stop', 'Previous', 'Segment', 'Next', 'Repeat', 'Shuffle', and 'Download' buttons. The 'Character speed' and 'Farnsworth speed' sliders are highlighted with red circles.

Kursablauf



- Pro Session ein Arbeitsblatt mit den Aufgaben für Hören und Geben
- Wir arbeiten parallel mit den Skripten Original (Englisch) und Deutsch (Übersetzung durch Software)

link: <https://cwops.org/cw-academy/cw-academy-student-resources/>

Beginner

Practice & Homework Assignments – ENGLISH

Practice & Homework Assignments – GERMAN

Fundamental

Practice & Homework Assignments – ENGLISH

Practice & Homework Assignments – GERMAN

Session 1: Beginner



Session 01:

Characters for this session: **A E N T**
Characters learned 4: A E N T

Work through the copy practice for each message group using the MCT tool. Once you have committed all the copy practice to memory proceed to the sending practice section and go through each section in the same way.

Copy Practice

Characters:

A T E N

Words:

TEA	TEE	EAT	ATE	AT	TAT	TEEN
NEAT	TEN	TAN				

CW Abbreviations:

AA ANT NET

Phrases:

EAT AT TEN AN ANT AT TEE A NEAT ANT

Sending practice

Characters:

A T E N

Words:

TEA TEN TEE

CW Abbreviations:

AA ANT NET

Phrases:

EAT AT TEN AN ANT AT TEE A NEAT ANT

Sitzung 01:

MCT-Einstellungen:

Schriftgeschwindigkeit: 25 WPM oder höher.

Farnsworth-Geschwindigkeit: 4 WPM.

Charaktere für diese Sitzung:

Gelernte Zeichen 4: **A E N T**

Kopieren von Segmenten

Zeichen:

T T T T T E E E E E A A A A A N N N N N

Worte:

TEATEEATATEATTATEEN
NEATTENTAN

CW Abkürzungen:

AAANTNET

Redewendungen:

ESSEN BEI TENAN ANTAT TEEA NEAT ANT

Senden von Segmenten

Worte:

TEATEN TEE

CW Abkürzungen:

AAANTNET

Redewendungen:

ESSEN BEI TENAN ANTAT TEEA NEAT ANT

Session 1: Beginner



Session 01:

Characters for this session: **A E N T**
Characters learned 4: **A E N T**

Work through the copy practice for each message group using the MCT tool. Once you have committed all the copy practice to memory proceed to the sending practice section and go through each section in the same way.

Copy Practice

Characters:

A T E N

Words:

TEA	TEE	EAT	ATE	AT	TAT	TEEN
NEAT	TEN	TAN				

CW Abbreviations:

AA ANT NET

Phrases:

EAT AT TEN AN ANT AT TEE A NEAT ANT

Sending practice

Characters:

A T E N

Words:

TEA TEN TEE

CW Abbreviations:

AA ANT NET

Phrases:

EAT AT TEN AN ANT AT TEE A NEAT ANT

Sitzung 01:

MCT-Einstellungen:

Zeichengeschwindigkeit: 25 WPM oder höher.

Farnsworth-Geschwindigkeit: 4 WPM.

Morsezeichen für diese Sitzung:

Neue Morsezeichen 4: **A E N T**

Hören

Zeichen:

TTTT EEEEE AAAAA NNNNN

Worte:

TEA	TEE	EAT	ATE	AT	TAT	TEEN
NEAT	TEN	TAN				

CW Abkürzungen:

AA ANT NET

Redewendungen:

EAT AT TEN AN ANT AT TEE A NEAT ANT

Geben

Worte:

TEA TEN TEE

CW Abkürzungen:

AA ANT NET

Redewendungen:

EAT AT TEN AN ANT AT TEE A NEAT ANT

Weitere Vorgehensweise



- Welche Kurse wir durchführen, werden wir auf Basis der Anmeldungen entscheiden.
- Es wird mindestens 1 Fundamental stattfinden, je nach Anmeldungen entweder noch 1 Beginner oder ein 2. Fundamental
- Wir wollen die Teilnehmerzahl pro Kurs auf max. 12 Teilnehmer begrenzen.
- Kickoffs: 29.08.2024/20:00 MESZ
- Sind alle Voraussetzungen erfüllt? (Anmeldung abgeschlossen, Video-Sessionfähigkeit, Morsezeichen Geben in die Session)

Einführung und Vorstellung untereinander

Lasst uns Starten



➤ Wir freuen uns auf den Kurs mit Euch!




Fig. 4. Steinheil's Alphabet vom Juli 1837.

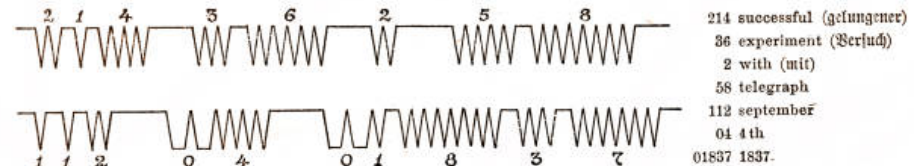


Fig. 5. Erste Morse-Depeche vom 4. September 1837.

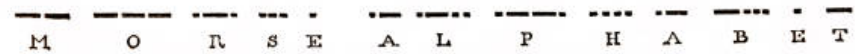


Fig. 6. Zeitiges Morse-Alphabet.

